



# How to get your CD in and to get ready to rip.

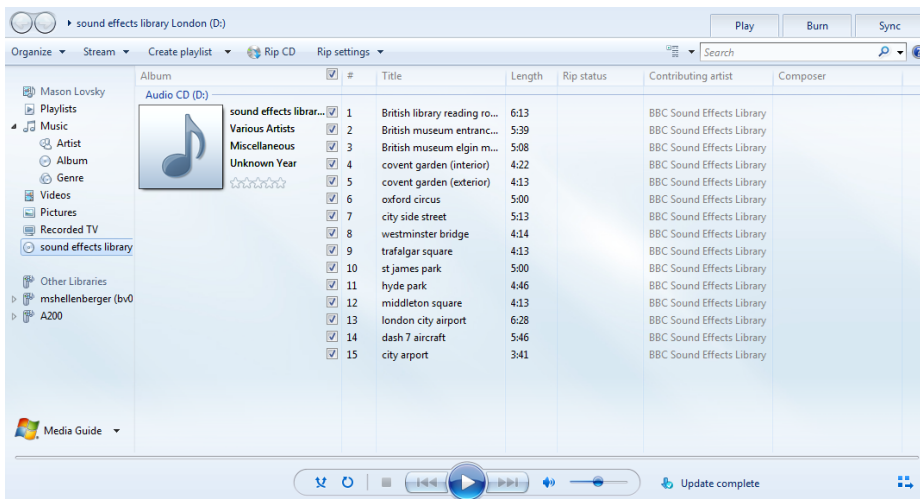


To start ripping the CD you have to put the CD in the CD holder. So you have to push the button and it will pop out put the CD in then close the CD tray.

This is the button.



When you put the CD in the tray click on the windows Media symbol.



When you have clicked on the windows media symbol. The windows page should pop up. If you're CD doesn't pop up that means. You have to go down and find it.

Your CD will be on the left side of your screen. You will have to go down your list and click on what you put in the computer.

Here is the CD that I put into the computer.

So that's what I click on and it will take you to this screen

